

FREEVENT® XtraCare™ *Mini*



Effective filtration along with good humidification for daily protection.

**Atos**  
Breathing-Speaking-Living  
[atosmedical.com](http://atosmedical.com)

**A tracheostomy means that humidification and filtration functions are lost. Combining an HME with a filter, provides more than humidification. It also provides very effective filtration, for daily protection.**

Freevent XtraCare Mini combines an HME with a highly effective filtration, which provides your child with protection against viruses, bacteria, pollen and other airborne particles.

#### **Humidification and filtration are lost after a tracheostomy**

When breathing through the mouth and nose the upper airways humidify and filter the inhaled air. In this way, you can be sure the air is at the right body temperature and contains enough moisture when it reaches the lungs for them to function properly.

A tracheostomy bypasses the upper airways, which means that the important humidification and filtration functions are mostly lost. The airways react by producing more and thicker mucus, that is more difficult to cough or suction out. Wearing an HME can help compensate for these lost functions.

#### **Why it is important to use an HME**

Heat and Moisture Exchangers (HMEs) have been developed to compensate for the lost functions of your nose and help re-balance the “climate” in the lungs.

An HME improves lung health by heating and moisturizing the inhaled air. Continuous use of a Heat and Moisture Exchanger (HME) is known to reduce mucus production in the majority of neck breathers, and helps to improve quality of life.

A traditional HME humidifies the inhaled air, but does not filter effectively. Therefore it does not adequately prevent viruses, bacteria and other fine airborne particles from entering the airways.

#### **Respiratory conditions**

Tracheostomized children have a high risk of respiratory infections. This is due to the naturally protective oral and nasal passages being bypassed, allowing microorganisms into the lower airways more easily. Also, the use of a tracheostomy tube can irritate the mucosa of the trachea, further increasing infection risk.

#### **Freevent XtraCare Mini is an HME with a high filtering capacity:**

- Effective filtration of bacteria >99%\*
- Effective filtration of viruses >98%\*
- Good humidification
- Compact design, tailored for pediatric patients.
- Available in three different colors
- If supplemental oxygen is needed, Freevent XtraCare Mini can be combined with Freevent O<sub>2</sub> Adaptor Mini.

\*Please note: Since pathogens can enter and leave the human body in other ways, (such as the mouth, nose, and eyes), Freevent XtraCare Mini can never guarantee complete protection. Please read the Instructions for Use for guidance.

# FREEVENT® XtraCare™ Mini



## Excellent filtration of viruses and bacteria

In addition to the HME, Freevent XtraCare Mini has an electrostatic filter that can effectively reduce the inhalation of airborne particles, such as viruses, bacteria, dust and pollen via the tracheostoma. The viruses, bacteria and airborne particles collide with the filter fibers. In addition, the electrostatic capacity makes it possible to also attract and capture the particles. It is the combination of these filtering mechanisms that enables the excellent Freevent XtraCare Mini filtering.

## Provides humidification and improves lung health

Freevent XtraCare Mini warms and humidifies the air your child breathes in to help reduce the amount and thickness of mucus and improves lung health.

## Daily protection

Freevent XtraCare Mini can be used both day and night and helps to protect your child through effective filtration of inspired air as well as their direct surroundings by effective filtration of the expired air.

### Filtration efficiency\*

	Filtration of bacteria (average)	Filtration of virus (average)
Freevent XtraCare Mini	>99 %	>98 %
T-shaped HME with paper	14 %	33 %
T-shaped HME with foam	57 %	51 %
Chimney shaped mini HME	40 %	55 %

\*Please note: Since pathogens can enter and leave the human body in other ways, (such as the mouth, nose, and eyes), Freevent XtraCare Mini can never guarantee complete protection. Please read the Instructions for Use for guidance.





### How to use Freevent XtraCare Mini

- 1 You attach the HME to the tube using a twisting motion. The HME needs to be changed at least every 24 hours or more often if needed, e.g. breathing resistance increases due to mucus.
- 2 To remove the HME, hold the tracheostomy tube in place and gently remove the HME using a twisting motion.
- 3 Dispose of the used HME.

### Precautions

- Do not wash and re-use the HME. Washing the HME impairs the filtering and HME functions.
- Do not use a soiled or contaminated device as this may cause an infection.
- Do not administer a medicated nebulizer treatment over the device since the medication can be deposited in the device.
- Do not use humidifiers or heated humidified oxygen over the device since the HME will become too wet.
- Do not use the device beyond 24 hours after initial use. This can increase the risk for infection due to bacterial colonization.
- Do not use a damaged or disassembled Freevent XtraCare Mini as this may cause aspiration of small parts



### How to use Freevent O<sub>2</sub> Adaptor Mini






- 1 Start by connecting Freevent O<sub>2</sub> Adaptor Mini to Freevent XtraCare Mini, an audible click will confirm it's securely in place.
- 2 Then attach the oxygen tubing, 1/8 inch (3.2 mm) diameter, to the adaptor and make sure the oxygen tube goes beyond the conical edge of the connector.
- 3 When this is completed, you can attach the HME to the tube and apply oxygen as prescribed by the physician.

The oxygen tubing can be detached from the adaptor after oxygen supply and attached if oxygen supply is resumed.

- 4 Freevent O<sub>2</sub> Adaptor Mini should be replaced at least every 24 hours, or when it becomes dirty, contaminated or shows any signs of damage. If needed, it can be removed and used again within 24 hours for the same patient.

## Contact us for more information

We develop products in close cooperation with leading institutions, doctors, physicians, nurses, speech language pathologists and patients from all over the world, to improve patients' quality of life through smart and innovative solutions. Please discuss with your treating physician if Freevent XtraCare Mini is right for you. For more information about the Freevent assortment and Instructions for Use, please visit [www.atosmedical.com](http://www.atosmedical.com).

Order information		REF
	Freevent XtraCare Mini White, 30 pcs	8004
	Freevent XtraCare Mini Blue, 30 pcs	8005
	Freevent XtraCare Mini Pink, 30 pcs	8006
	Freevent XtraCare Mini White, 5 pcs	8008
	Freevent O2 Adaptor Mini, 10 pcs	8007

### Head office:

Atos Medical AB,  
Hyllie Boulevard 17,  
SE-215 32 Malmö, Sweden

### Manufacturer:

Atos Medical AB,  
Kraftgatan 8,  
SE-242 35 Horby, Sweden

Tel: +46 (0) 415 198 00,  
Email: [info@atosmedical.com](mailto:info@atosmedical.com)

© Coloplast A/S. All rights reserved.  
Atos and the Atos Medical logo are trademarks of Coloplast A/S.

# Atos

Breathing-Speaking-Living  
[atosmedical.com](http://atosmedical.com)